



RUBE GOLDBERG MACHINE CONTEST® 2019



2019 TEAM GUIDE

1. OPPORTUNITIES AND COSTS



RUBE GOLDBERG MACHINE CONTEST HONOR CODE

All Team Leaders and Hosts and Students

The most important rule in our Rule Book - the one which supersedes all others - is the Rube Goldberg Machine Contest Honor Code.

1. By registering and participating in the RGM, you are obligated to abide by all of its rules.
2. Understand that not doing so may result in your team's disqualification.

COMPETITION OPPORTUNITIES

There are 2 types of contests:

■ Live

Teams build a RGM, transport it to the Host site for which they have registered and compete with other teams. The first place winner of each Host site is eligible to compete in Live Finals.

■ Online

Teams build a RGM, film it, fill in a team page and compete with other individual teams for first place.

Any team, no matter what their location, may compete in either the Live or the Online contest.

- A school/organization may register multiple teams, in multiple contests, each with a unique machine.

COST AND REGISTRATION

There are costs involved with competing in the Rube Goldberg Machine Contest.

- Both Live and Online local/regional registration fees are \$395.00 per team.
- Fees are payable directly to RGI.

If the fee for the Live contest you choose to enter is less than \$395.00, it is because the host or a sponsor has underwritten a portion of the fee.


- Live Finals registration fee is \$500.00 for all teams attending Live Finals, payable directly to RGI.
- Teams are encouraged to undertake community fund-raising efforts (i.e. local retailers or businesses, parent contributions, bake sales...). For teams in the Live contest, in addition to registration fees, costs may include transportation of the machine and the team, food and overnight accommodations.
- No refunds or credits will be given.

TEAM WELCOME PACKAGE

Once the Team Leader has registered, approved all members of the team that have electronically filed their Consent and Release agreement and paid, Team Gifts will be mailed to the Team Leader at the address provided during the registration process.

2019 TEAM GUIDE


2. SCHEDULE



LIVE COMPETITION			ONLINE COMPETITION		
Registration opens early Fall 2018 for Team Leaders and Hosts.					
APPRENTICE	DIVISION I	DIVISION II	APPRENTICE	DIVISION I	DIVISION II
<p>Team Pages close for editing the day before your Live contest at 11:59 PM EST. Team Pages will be unchangeable after that time.</p> <p>All Division Finals will be held the weekend of April 6, 2019 at Lawrenceburg Event Center, Lawrenceburg, IN. Details will follow in January 2019.</p> <p>Check our website often for new and updated Finals information.</p>			<p>April 13, 2019 11:59 PM EST Registration closes.</p> <p>April 20, 2019 11:59 PM EST Team Pages close for editing. Team Pages will be unchangeable after that time.</p> <p>April 26, 2019 11:59 PM EST People's Choice voting starts.</p> <p>May 9, 2019 Round 1 results announced.</p> <p>May 16, 2019 Round 2 results announced.</p> <p>May 16, 2019 11:59 PM EST People's Choice voting closes.</p> <p>May 17, 2019 Online FINALS results announced.</p> <p>People's Choice results announced.</p>		

2019 TEAM GUIDE

3. TEAM REQUIREMENTS



NEW

All Teams...

- Any number of students can participate in designing and building.

1. For LIVE regionals and Finals, we suggest a team limit of 14.

- Only 14 (or fewer - see NOTE below) will be allowed to participate in LIVE contests.
- Gifts, buttons and pins will be supplied for 14 Team members and 1 Team Leader.

NOTE: There may be a cap of 14 or under based on capacity, fire codes and expected attendance. Check with your Host site.

2. ONLINE teams can have unlimited members.

- Gifts, buttons and pins will be supplied for 14 Team members and 1 Team Leader.

All Teams...

- must have a non-student Team Leader 18 years of age or older.
- can have only ONE Team Leader. All emails, mailings and information will go to 1 person only.
- must have at least 3 eligible members.
 - team members must be students
 - team members must be the correct age for their Division

Division	Age Requirement	Team Leader
APPRENTICE	8-11	Each team must have a Team Leader who will be present at the contest.
I	11-14	
II	14-18	

NOTE: A team member must fall within the age range for their division by June 15th, 2019.

Once the Team Leader has registered their team, paid the fee and approved all qualified team members**, Team Gifts will be **mailed to the Team Leader at the address provided during the registration process.**

** Qualified Team Member is one who has electronically filed their Consent and Release agreement online at www.rubegoldberg.com.


THIS IS A STUDENT COMPETITION

- Only students may build the machine.
- Only students may set up the machine.
- Only students may touch the machine (e.g., do interventions, fix the machine, etc.) during the competition.
- People who are not on the team may help transport the machine.

Safety is always the first priority. For scenarios that require building and lifting large pieces of a machine into place, or using tools that require adult assistance, adult help is acceptable.

2019 TEAM GUIDE

4. COMPETE IN THE LIVE CONTEST



ALL TEAMS MUST CREATE A TEAM PAGE

Once Team Leaders choose a Host, set up an account and register and pay, they will:

- receive a **Welcome email** containing information on how to set up a Team Page.
- be able to access the 2019 Complete Rules, Certificate of Ingenuity, Sponsorship Request.docx and Contest artwork **Team Leaders account page**.
- be able to **Invite Team Members**.

Create your Team Page by the day prior to your competition.

- Team rosters must be completed a minimum of 1 week prior to your registered contest date.
- Team page must include:
 - Team photo
 - team name, team leader and team information
 - completed Step List
 - completed Machine Volume Worksheet

DIVISION I AND II will be scored by judges and referees.

APPRENTICE will be scored only by judges, and will not be refereed. Regional Hosts will not need to assign referees to this division. The judges will choose one winning team for each of the 3 judged categories: PROFESSOR BUTTS' CREATIVE SPARK, RUBE GOLDBERG SPIRIT OF HILARIOUS INVENTION and HELPING HAND TEAMWORK.

Moving on to Finals

- First place winners of Division I and II regionals are eligible to compete in Finals. Apprentice teams that win in each of the 3 judged categories are eligible to compete in Finals.
- For every 27 teams in a Regional, 1 team may attend Finals. For every additional block of up to 27 teams in a Regional, 1 additional team may attend Finals.
- After the winners of a Regional are announced, and the Host has marked team places, teams advancing to Finals must go to their Team Page to register and pay for Finals by March 1st or as soon as their contest completes.
- If an advancing team from a Regional is unable to participate in a Finals, the next highest scoring team from that Regional may choose to participate in place of the advancing team.


Judging and scoring

All scoring is final.

(continued on next page)

2019 TEAM GUIDE

4. COMPETE IN THE LIVE CONTEST



Prior to the Contest

Time to Contest	Event
2 hours prior	Host Site will provide participants adequate setup time in the Contest venue.
1 hour prior	Submit 10 (or other number specified by your Contest Host Site) concise, typed copies of (1) a step-by-step description of their machine, and (2) a completed machine volume worksheet to their Contest Host Site Chairperson. Diagrams and pictures may be included in this description along with typed information.
40 minutes prior	All machines must be set up and area surrounding them cleared.
30 minutes prior	Team Leader meeting

Once machines are set up, Referees will go to each team at it's assigned time.

During the Contest

- Teams will be broken into "pods" of not more than 9 teams. Each pod will be evaluated by a group of at least (2) referees and at least three (3) judges. APPRENTICE DIVISION machines will only be evaluated by judges; there will be no referees.
- Each pod will operate in parallel to other pods for larger competitions containing two or more pods. This means that one team in each pod might run their machine at identical times.
- Teams will be assigned a time to run their machine for the referees. This is their time to shine for the referees who will be scoring both the team & machine.
- Prior to the teams' scheduled time slot, teams are encouraged to continuously run their machines for the audience members and Judges. Judges will stop by at unassigned times to judge each team's machine.

All times below are approximate. Each team's Referee and Judging activities represent 20 minutes.


Refereeing begins	1.5 hours before judging starts
Round 1 judging	Up to three hours, depending on number of teams in each POD
Round 1 score tabulation	30 minutes
Round 2/finals judging	1 hour
Round 2/finals score tabulation	30 minutes
Awards Ceremony	15-20 minutes, depending on number of teams

After the Contest

- Machines must be removed and the area cleaned by a time determined by the Host Site Chairperson.
- For site-specific load-in/out, directions or timing, contact your Host Site Chairperson.

2019 TEAM GUIDE

5. COMPETE IN THE ONLINE CONTEST



NEW

This year, in the Online Contest only, both Machine Volume and dimensions have been removed. Build your machine any size you want! It can go out the door and down the hall! Or across a football field!

Just make sure: Each video must be a single continuous view of TWO DIFFERENT machine runs. These may NOT be two videos of the same machine run from different angles. The machine run videos must have the machine in view at all times with NO video editing or breaks. Any evidence of editing will result in disqualification. Please factor this into your build as the filming of your machine can be just as important as the machine itself!

Register for the Online contest by April 13, 2019 11:59 PM EST.

Once Team Leaders choose Online, set up an account and register and pay, they will:

- receive a **Welcome email** containing information on how to set up a Team Page.
- be able to access the 2019 Complete Rules, Certificate of Ingenuity, Sponsorship Request.docx and Contest artwork **Team Leaders account page**.
- be able to **Invite Team Members**.

All Team Page info and Team Rosters must be completed by **April 20, 2019 11:59 PM EST. After that time, pages can no longer be edited.**

- Team page must include:
 - Team photo
 - Team name, team leader and team information
 - OUR STEP LIST: A Step list (3 pages maximum).
 - OUR CLOSE-UPS: PHOTOS: A maximum of 3 close-ups (scanned diagrams, photos).
 - OUR CLOSE-UPS: FAVORITE STEP: A close-up video of your favorite step sequence.
 - OUR CLOSE-UPS: TASK COMPLETION: A close-up video of your final step(s) completing the task.
 - OUR MACHINE INTRODUCTION AND WALK-THROUGH: A video explanation of the machine and step walkthrough (3 minutes maximum)
 - OUR MACHINE RUN VIDEO #1 - 3 minutes maximum run time
 - OUR MACHINE RUN VIDEO #2 - 3 minutes maximum run time


IMPORTANT NOTE: Each video must be a single continuous view of TWO DIFFERENT machine runs. These may NOT be two videos of the same machine run from different angles. The machine run videos must have the machine in view at all times with NO video editing or breaks. Any evidence of editing will result in disqualification.

Your Team page will only be editable until April 20, 2019 11:59 PM EST.

(continued on next page)

2019 TEAM GUIDE

5. COMPETE IN THE ONLINE CONTEST



Online Contest Dates

- Registration deadline is April 13, 2019, 11:59 PM EST.
- Team Pages close for editing April 20, 2019, 11:59 PM EST.
- People's Choice voting begins on April 26, 2019, 11:59 PM EST.
- Round 1 Results Announced: May 9, 2019, 11:59 PM EST.
- Round 2 Results Announced: May 16, 2019, 11:59 PM EST.
- People's Choice voting closes on May 16, 2019, 11:59 PM EST.
- Finals Results Announced: May 17, 2019, 11:59 PM EST.
- People's Choice winners announced on May 17, 2019.

Where and How to see your referee results and judges comments AFTER each round is announced.

1. Log in to your Team Page.
2. Up in the left corner is a red SCORE TAB
3. Click on the tab to see scores and comments
4. Scroll to the bottom to see how you did in each round and to see if you move on to finals.

Online - People's Choice


There will be a People's Choice winner for Apprentice, Division I and Division II

- How to Promote Your Team and Win People's Choice
 1. Go to the CONTESTS page and click on Live Contest Results and Online Contest Results.
 2. Click on ANY TEAM WITH A TEAM PAGE, decide on your favorite and click the "Like" button on a Team Page to cast your vote.
 3. That Team Page will be shared on your Facebook page.
 4. Team with the most "Likes" wins People's Choice award!

2019 TEAM GUIDE

6. HOW TO REGISTER A TEAM

Only Team Leaders may register a Team



PART 1:

1. All contest information and material will be sent to the Team Leader's email and/or address on the registration form.
2. Go to rubegoldberg.com
3. Click on CONTESTS
4. Click on **Register for Live** or **Register for Online**
 - Any team, no matter what their location, may compete in either the Live or the Online contest. Teams may not compete in both. Choose one.
 - A school/organization may register multiple teams, in multiple contests, each with a unique machine
5. **Choose Live, select a Division and Host location** **Choose Online, select a Division**
6. Create an account.
(Remember your login and password as you will need to access your Account Page to download the Scoring and Judging, art work, Sponsorship sample .docs)
7. Follow the prompts: Fill out the registration form. Click Submit. Choose Pay by Paypal and pay the fee. Or chose Pay by PO (you must enter the PO#). An auto invoice will be sent to the email on the registration form.

It is the responsibility of the TL to get the Invoice to their accounts payable and make sure payment it made to RGI. NO REFUNDS OR CREDITS. We prefer payment via Paypal.

PO's must be paid 4 weeks prior to your registered Contest date, or Teams will not be allowed to participate.

PART 2:

INVITE TEAM MEMBERS

Team Leaders must **INVITE** Team Members. This function is only **activated once payment is made via PAYPAL or a PO# is entered on the Invoice request form.**

1. Click on the **green button** (Invite Team Members) and put in team member info.
Team Leaders will need to have parent emails.
2. Scroll to the bottom of the list and click Send Invitations .
3. Team Member parents (or Team Members if they are 18 years of age or older) must click on the link they have received and read and click I AGREE on the Consent and Release.
 - We will no longer accept paper versions of the Consent and Release. Team Leaders must assist parents who do not have computers, in completing this portion of the registration process.
4. Your Team Members will appear in the left hand column on your Team Page. If you want to Invite additional Team Members, click the **green button** (Invite Team Members) and follow the procedure.
 - The Team roster (Invite process) must be completed a minimum of 1 week prior to your registered contest date.

Contest participation implies consent to use Contest photographs in all forms of publicity.
Please see the Terms and Agreements at <https://www.rubegoldberg.com/contests/>.

2019 TEAM GUIDE

7. PRIZE LIST



LIVE CONTESTS

REGIONALS:

Apprentice Division

- Plaques for each of the 3 judged categories.
- Each team member of a placing team will receive a commemorative ribbon.

Divisions I and II

- 1st, 2nd and 3rd place plaques
- Each team member of a placing team will receive a commemorative ribbon.

FINALS:

Divisions I and II – 1st place teams

- A team trophy
- \$1000 award
- Each team member of a placing team will receive a commemorative ribbon.

Divisions I and II – 2nd place teams

- A team trophy
- \$750 award
- Each team member of a placing team will receive a commemorative ribbon.

Divisions I and II – 3rd place teams

- A team trophy
- \$500 award
- Each team member of a placing team will receive a commemorative ribbon.

Apprentice – 3 Judged categories

- A team trophy
- \$500 award
- Each team member of a placing team will receive a commemorative ribbon.

ONLINE CONTESTS

FINALS:

Apprentice Division

- A team trophy for each of the 3 judged categories.
- One copy of “Rube Goldberg’s Simple Normal Humdrum School Day” book for each of the 3 teams that win one of the 3 categories.
- Each team member of a placing team will receive a commemorative ribbon.
- Free registration in our 2020 Contest

Divisions I and II – 1st place teams

- A team trophy
- \$500 award
- Each team member of a placing team will receive a commemorative ribbon.
- Free registration in our 2020 Contest.

Divisions I and II – 2nd place teams

- A team trophy
- \$250 award
- Each team member of a placing team will receive a commemorative ribbon.
- Half price registration in our 2020 Contest.

Divisions I and II – 3rd place teams

- A team trophy
- “The Art of Rube Goldberg” — the most comprehensive coffee table book on the Pulitzer Prize winning cartoonist’s 70 year career. Signed by Jennifer George, Rube’s granddaughter.
- Half price registration in our 2020 Contest.
- Each team member of a placing team will receive a commemorative ribbon.

Apprentice and Divisions I and II – People’s Choice winners

- A team trophy